




MAZDA BT50 - 4WD

Part and Location	Description	Approx Lift Heights	Part No.	Qty Per Vehicle
Shock Absorbers				
Front 			35mm Foam Cell Shocks (plastic shroud)	SA35643FC 2 ea
Rear 			35mm Gas Bulged Shock Absorbers 35mm Foam Cell Shock Absorbers	SA35095GL SA35095FC 2 ea
Torsion Bars		Length		
Front		Increased Rate Bars (Refer part no.TB1551)	1025mm	MAZDA051 1 pr
Leaf Springs				
Rear		Raised Height Comfort 4 + 2 Leaf Springs	50mm	MAZDA050 2 ea
		Raised Height H/Duty 5 + 2 Leaf Springs	50mm	MAZDA050M 2 ea
Shackle Bush Kits				
Rear		Polyurethane Bush Kit (to suit early model with tear drop 16mm fixed pin)	BU755UK	1 kit
		Polyurethane Bush Kit (to suit later model 14mm fixed pin)	BU765UK	
U-Bolts				
Rear		Round Form U Bolts (With Nuts) for overslung springs to 2009 9/16" material	UB473	4 ea
		Round Form U Bolts (With Nuts) for underslung springs 2009 On 1/2" material	UB475	
Shackle Kits				
Rear		Greaseable Shackle Kits	S386-1K	2 ea
Pin Kits				
Rear		Greaseable Pins (to suit early model with tear drop 16mm fixed pin)	P794	2 ea
		Greaseable Pins (to suit later model with 14mm fixed pin)	P387-2 most common	
Polyair Springs				
Rear		Polyair Bellows Kit (2007 onwards)	STD	PA85126
			RSD	PA85126R