










MAZDA BT50 - 2WD

11/2006 Onwards

| Part and Location | Description | Approx Lift Heights | Part No. | Qty Per Vehicle | |
|--|---|--|-------------------|----------------------|------|
| Shock Absorbers | | | | | |
| Front  |  | | SA35643FC | 2 ea | |
| Rear  | STD LIFT Chassis models with 2.5 L diesel 35mm Gas Bulged Shock Absorbers | | SA35650GLB | 2 ea | |
| | 35mm Foam Cell Shock Absorbers HIGH RIDE Chassis models with 3.0L diesel | | SA35095FC | 2 ea | |
| Torsion Bars | | Length | | | |
| Front |  | Increased Rate Bars (Refer part no.TB1551) | 1025mm | MAZDA051 1 pr | |
| Leaf Springs | | | | | |
| Rear |  | Raised Height 4 + 2 Leaf Springs Constant load to 250 kg. | 40mm | MAZDA050 2 ea | |
| Shackle Bush Kits | | | | | |
| Rear |  | Polyurethane Bush Kit (to suit early model with tear drop 16mm fixed pin) | BU755UK | 1 kit | |
| | | Polyurethane Bush Kit (to suit later model 14mm fixed pin) | BU765UK | | |
| U-Bolts | | | | | |
| Rear |  | Round Form U Bolts (With Nuts) | | UB475 4 ea | |
| Shackle Kits | | | | | |
| Rear |  | Greaseable Shackle Kits | | S386-1K 2 ea | |
| Pin Kits | | | | | |
| Rear |  | Greaseable Pins (to suit early model with tear drop 16mm fixed pin) | P794 | 2 ea | |
| | | Greaseable Pins (to suit later model with 14mm fixed pin) | P387-1 | | |
| Polyair Springs | | | | | |
| Rear |  | Polyair Bellows Kit (with diff under leaf spring) | STD | PA85126 | 1 ea |
| | | | RSD | PA85126R | |
| | | Polyair Bellows Kit (with diff on top of leaf spring) | STD | PA85104 | |
| | | | RSD | PA85104R | |

