











# FORD COURIER - 2WD

Part and Location	Description	Approx Lift Heights	Part No.	Qty Per Vehicle	
<b>Shock Absorbers</b>					
Front 		35mm Gas Shock Absorbers	STD	<b>SA12087GL</b>	2 ea
		35mm Gas Shock Absorbers	RSD	<b>SA12667GL</b>	
		35mm Gas Bulged Shock Absorbers	RSD	<b>SA35667GL</b>	
Rear 		35mm Gas Shock Absorbers (do not use 35mm bulged shock absorbers due to clearance issues)	STD & RSD	<b>SA12636GL</b>	2 ea
<b>Torsion Bars</b>					
			Length		
Front		<b>Increased Rate Bars</b> 1989 - 1999 ( Refer part no. TB1626)	898mm	<b>MAZDA009</b>	1 pr
<b>Leaf Springs</b>					
Rear		Raised Height 4 + 2 Leaf Springs Constant load to 250 kg (can use MAZDA006 for extreme loads)	40mm	<b>MAZDA006C</b>	2 ea
<b>Shackle Bush Kits</b>					
Rear		Polyurethane Bush Kit		<b>BU756UK</b>	1 kit
<b>U-Bolts</b>					
Rear		Round Form U Bolts (With Nuts) <i>Check U Bolt dimensions before ordering as some later models vary</i>		<b>UB451</b> (or UB451S)	4 ea
<b>Shackle Kits</b>					
Rear		Greaseable Shackle Kits		<b>S386-1K</b>	2 ea
<b>Pin Kits</b>					
Rear		Greaseable Pins		<b>P794</b>	2 ea